

Georgia Stay SAFE GUN SAFETY

Activity Book




• Georgia Stay SAFE •

AN IMPORTANT MESSAGE FOR ADULTS:


Unfortunately, eighty percent of fatal firearm incidents involving children occur in the home. Medical organizations, public health agencies, gun owners' associations, and public safety personnel all support safe firearm storage. Georgia Stay SAFE works to reduce firearm injuries in children by promoting safe firearm storage.

Focus on safety: Talk to children and teens about gun safety and what to do if they find a gun.

STOP! • DON'T TOUCH • LEAVE THE AREA • TELL AN ADULT




Store Firearms Securely - Make sure all guns are stored unloaded and locked. It is best to store guns in a safe with ammunition locked separately.



Ask Before Play - before sending your child to someone else's home, ask if all guns in the home are stored unloaded and locked.



Focus on Safety - talk to children and teens about gun safety and what to do if they find a gun: "STOP! Don't touch. Leave the area. Tell an Adult."



End Firearm Injury - Firearm injuries can be prevented. Let's work together to stay

SAFE!



• Georgia Stay SAFE •

Use your favorite colors to color the Georgia Stay SAFE logo.



• Team SAFE •

Complete this Gun Safety Activity Book to help TEAM SAFE learn an important lesson about gun safety!



SAM



ALEX



FRAN



ELI

Do you know what to do if you find a gun?
Always follow these four steps:



STOP!



DON'T TOUCH



LEAVE THE AREA



TELL AN ADULT

• Team SAFE •



• Trusted Adults •



This is Sam's Mom. She is a police officer. Sam knows if she ever finds a gun to leave the area and tell her mom right away. A police officer is an example of a trusted adult! What trusted adults can you list?

• Stay SAFE Matching •

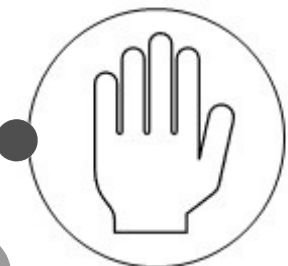
Help TEAM SAFE learn what you should do if you find a gun.
Follow the lines with a pencil or crayon and match the safety steps on
the left with the matching symbol on the right.

STOP!

DON'T
TOUCH

LEAVE
THE
AREA

TELL
AN
ADULT



• Fill in the Blank •

A-E-I-O-U ... Do You Know What to Do?

Fill in the blanks with an A, E, I, O or U to help Sam fill in the missing letters to see what to do if you find a gun.



ST_P!



D_N'T TO_CH



L_AVE THE _REA



T_LL AN AD_LT



• Word Search •

It's important to find a trusted adult to tell if you find a gun. Help Alex complete the word search to find people you could tell if you find a gun?

D Y F P T H E R T M A S
N A E O A D O A L E X A
S R D L M C A T N L R F
F P C I O D O E C I R R
G T A C T U O A L E A A
R H D E H I T C C R I N
A E E O E N V H S H G D
N R N F R N I E N T R N
D V T F A D T R C H O A
P P I I O S I S A F E N
A V S C F S A M G R G N
M O M E Z H Y E R O H Y
F R G R A N D M A Q



MOM

GRANDPA

COACH

DAD

TEACHER

POLICE OFFICER

GRANDMA

NANNY

Can you name another trusted adult? _____

• Stay SAFE Puzzle •

Use the Code Key below to solve Fran's Stay SAFE puzzle.

CODE KEY

a	b	c	d	e	f	g	h	i	j	k	l	m
1	2	3	4	5	6	7	8	9	10	11	12	13
n	o	p	q	r	s	t	u	v	w	x	y	z
14	15	16	17	18	19	20	21	22	23	24	25	26

6 15 3 21 19 15 14

19 1 6 5 20 25



**PARENTS, CHILDREN, AND TEENS
SHOULD TALK ABOUT
GUN SAFETY AND WHAT TO DO
IF THEY FIND A GUN:
"STOP! DON'T TOUCH. LEAVE THE
AREA. TELL AN ADULT."**

• Stay SAFE Maze •

Can you help follow the four safety steps you have learned to help Eli find his way out of the maze?

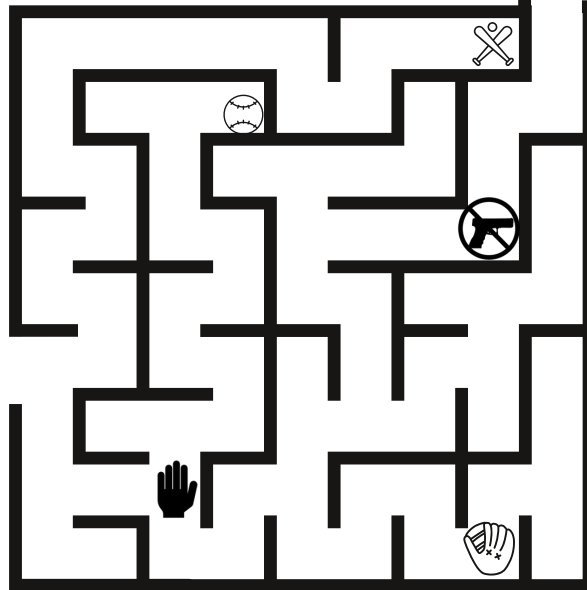


STOP!

DON'T TOUCH

LEAVE THE AREA

TELL AN ADULT



START
HERE 




**Pro Tip: If you find a gun. Don't get distracted.
Be sure you follow ALL the steps and tell an adult right away!**

• Team SAFE •

Draw your favorite TEAM SAFE teammate in the space below.



• Team SAFE •



THANK YOU for helping **TEAM SAFE** learn about gun safety!
Remember to always follow these four steps if you find a gun:
STOP! • DON'T TOUCH • LEAVE THE AREA • TELL AN ADULT

• Stay SAFE Matching •



Help TEAM SAFE learn what you should do if you find a gun.
Follow the lines with a pencil or crayon and match the safety steps on
the left with the matching symbol on the right.

STOP!	
DON'T TOUCH	
LEAVE THE AREA	
TELL AN ADULT	

A line connects the 'STOP!' box to the 'No gun' symbol, and another line connects the 'LEAVE THE AREA' box to the 'Hand' symbol.

• Stay SAFE Matching •


Help TEAM SAFE learn what you should do if you find a gun.
Follow the lines with a pencil or crayon and match the safety steps on
the left with the matching symbol on the right.

STOP!	
DON'T TOUCH	
LEAVE THE AREA	
TELL AN ADULT	

A line connects the 'STOP!' box to the 'No gun' symbol, and another line connects the 'DON'T TOUCH' box to the 'Adult and child' symbol.

• Stay SAFE Matching •


Help TEAM SAFE learn what you should do if you find a gun.
Follow the lines with a pencil or crayon and match the safety steps on
the left with the matching symbol on the right.

STOP!	
DON'T TOUCH	
LEAVE THE AREA	
TELL AN ADULT	

A line connects the 'LEAVE THE AREA' box to the 'Hand' symbol, and another line connects the 'TELL AN ADULT' box to the 'Running person' symbol.

• Stay SAFE Matching •

Help TEAM SAFE learn what you should do if you find a gun.
Follow the lines with a pencil or crayon and match the safety steps on
the left with the matching symbol on the right.

STOP!	
DON'T TOUCH	
LEAVE THE AREA	
TELL AN ADULT	

A line connects the 'DON'T TOUCH' box to the 'Adult and child' symbol, and another line connects the 'TELL AN ADULT' box to the 'Running person' symbol.

• Fill in the Blank •

A-E-I-O-U ... Do You Know What to Do?

Fill in the blanks with an A, E, I, O or U to help Sam fill in the missing letters to see what to do if you find a gun.



STOP!



DON'T TOUCH



LEAVE THE AREA




TELL AN ADULT



GEORGIA STAY
SAFE

• Word Search •

It's important to find a trusted adult to tell if you find a gun. Help Alex complete the word search to find people you could tell if you find a gun?



MOM GRANDPA COACH
 DAD TEACHER POLICE OFFICER
 GRANDMA NANNY

Can you name another trusted adult? _____

GEORGIA STAY
SAFE

• Stay SAFE Puzzle •

Use the Code Key below to solve Fran's Stay Safe puzzle.

CODE KEY

a	b	c	d	e	f	g	h	i	j	k	l	m
1	2	3	4	5	6	7	8	9	10	11	12	13
n	o	p	q	r	s	t	u	v	w	x	y	z
14	15	16	17	18	19	20	21	22	23	24	25	26

F O C U S O N
 6 15 3 21 19 15 14

S A F E T Y
 19 1 6 5 20 25



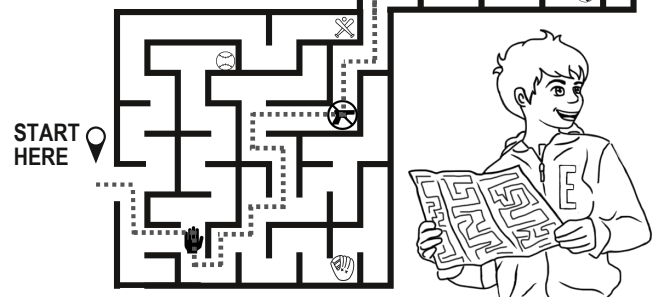
**PARENTS, CHILDREN, AND TEENS
 SHOULD TALK ABOUT
 GUN SAFETY AND WHAT TO DO
 IF THEY FIND A GUN:
 "STOP! DON'T TOUCH. LEAVE THE
 AREA. TELL AN ADULT."**

GEORGIA STAY
SAFE

• Stay SAFE Maze •

Can you help follow the four safety steps you have learned to help Eli find his way out of the maze?

STOP!
DON'T TOUCH
LEAVE THE AREA
TELL AN ADULT



**Pro Tip: If you find a gun. Don't get distracted.
 Be sure you follow ALL the steps and tell an adult right away!**

GEORGIA STAY
SAFE

Georgia Stay SAFE

GUN SAFETY

PARENTS: TALK TO CHILDREN ABOUT GUN SAFETY AND WHAT TO DO IF THEY FIND A GUN.



STOP!



DON'T TOUCH



LEAVE THE AREA



TELL AN ADULT

